



GPSL050 BLDC Speed Control Connections

If the operator is experiencing erratic, intermittent operations or one continuous uninterrupted beep when the unit is idle and you cannot turn the power switch off and on to clear the alarm, then there is probably a problem with the BLDC Speed Control connector.


Check the connector at the Logic Board.



Check the connector at the Motor Drive Board



If you replace the harness and are still experiencing problems, clean the pins on the Logic Board by scraping the corrosion off the pin with a small flat head screw driver.



Clean the pins on the Motor Drive Board

